



# WHOLESALE DIRECT INC.

PHONE: 773-585-7200

5620 WEST 65TH STREET

CHICAGO, IL 60638

WEBSITE : [www.wholesaledirectinc.com](http://www.wholesaledirectinc.com)

**CALL US FOR ALL YOUR TRAILER AXLE NEEDS**



**DEXTER TORFLEX AXLE**



**DEXTER SPRUNG AXLE**



**DEXTER HUB/DRUM**  
Trailer Hub/Drum 8 Stud 6.5" BCD,  
w 1/2" studs & cups. 12 X 2 " El or Hyd.  
Part # 8-219-4  
Parts kit 219

**DEXTER**  
Electric Brake Assembly  
12 X 2 - 5 hole mount  
5,200 lb. -6,000 lb. capacity axles  
Order # 23-105 (L) 23-106 (R)



**DEXTER Trailer Hub/Drum**  
5 on 4.50" bolt circle. Fits 10 X 2 1/4 " electric  
or hydraulic brakes. W/ cups & studs.  
Part # 8-247-5

Parts kit 247

**DEXTER**  
Electric Brake Assembly  
10 X 2 1/4 - 4 hole mount  
3,500 lb. capacity axles  
Order # 23-26 (Left) 23-27 (Right)



**TEKONSHA PRODIGY**  
P2 PROPORTIONAL  
ELECTRONIC BRAKE CONTROL  
Part # 90885

**Hammer Blow**  
7,000 lb. Top wind Drop-leg Weld-on Jack.  
Drop-leg provides additional 13.5" adjustability.

Part # TWL190DL



**Pintle Hook Mount 2"**,  
10,000 lb. Capacity, solid shank,  
high & low positioning, and welded  
support bracket.  
Part # PM87

**HAMMER BLOW**  
12,000 lb Side wind Drop-leg Weld-on Jack  
(015181 Handle sold separately)  
Part # 182DD



**2-1/2" Pintle Hook Mount**  
20,000 lb., 4 pairs holes,  
11.25" length.

Part # PM25812

**Hammer Blow**  
5000 lb. A-frame mount.  
Extends from 12.75" to 22.75".

Part # TWL175



**Forged Alloy Steel**  
Combination Hitch w/ 2" ball. 16,000 lb. Max.  
gross trailer weight, 3,000 lb. Max. vertical load.  
Part # BH8-2000

**HOPKINS ENGAGER**  
TRAILER BREAKAWAY SYSTEM  
Built in meter shows charging status.  
Part # 20100



# WHOLESALE DIRECT INC.



PHONE: 773-585-7200  
5620 WEST 65TH STREET  
CHICAGO, IL 60638

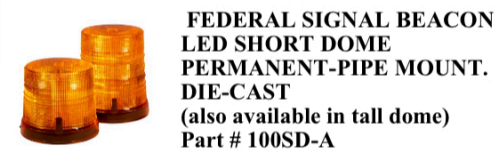
WEBSITE : [www.wholesaledirectinc.com](http://www.wholesaledirectinc.com)



**NORTH AMERICAN TRAFFIC ASSIST WITH ARROW**

**Part # TA18LS-A1**

**DEKA TRAILER CABLE 100' spools**  
PT# C558 14 ga. 4 conductor  
PT# C559 14 ga. 6 conductor  
PT# C560 14 ga. 7 conductor



**FEDERAL SIGNAL BEACON  
LED SHORT DOME  
PERMANENT-PIPE MOUNT.  
DIE-CAST  
(also available in tall dome)  
Part # 100SD-A**



**RUBBER STRETCH STRAPS**  
9" Part No. 9C  
15" Part No. 15C  
21" Part No. 21C  
31" Part No. 31C  
41" Part No. 41C  
Price is per box/50



**POLLAK  
DIE-CAST 6 WAY CONNECTORS**  
  
11-609  
11-605  
11-604  
  
**11-609 SOCKET  
11-605 PLUG W/ GUARD  
11-604 PLUG**

**HIGH AMP CIRCUIT BREAKERS**  
Ideal for switch panels, power distribution panels, etc. Push-to-trip, manual reset, 1/4-28 studs with rubber boots, waterproof. Available in 50, 60, 90, 100, 120 and 150 amp.



**PART # CB(AMP)PB**




**POLLAK  
DIE-CAST 7 WAY CONNECTORS**  
  
11-700  
11-702  
11-720  
  
**11-700 PLUG  
11-702 PLUG W/ GUARD  
11-720 SOCKET**

**ECCO BACK UP ALARM**  
97dB—12volt



**Part # 510**



**FEDERAL SIGNAL  
LED HIGHLIGHTER**  
Low Profile 2.7"H x 15.3"L x 8.4 D.  
ROC LED TECHNOLOGY.  
Permanent mount.

**Part # 454101HL-02**

**ACARI DRILL FREE  
TRUCK ROOF-TOP  
LIGHT MOUNT.**

LIGHTS NOT INCLUDED



## WINTER BLADES

16', 18", 20", 22"



## SUMMER BLADES

16", 18", 20", 22", 24"



All Blades Must be Ordered in Boxes of 10

DUE TO TARIFF PRICES SUBJECT TO CHANGE

# WHOLESALE DIRECT INC.




PHONE: 773-585-7200  
5620 WEST 65TH STREET  
CHICAGO, IL 60638

WEBSITE : [www.wholesaledirectinc.com](http://www.wholesaledirectinc.com)

SIZE	PART #	WLL	CHAIN
1/4" x 150'	TR14P-I	3150	
5/16" x 100'	TR516P-I	4700	
3/8" x 75'	TR38P-I	6600	



Also available in half drums and full drums.



**Portable Heavy Duty lithium-ion battery jump starter pack that delivers 2,000-amps for jump starting a dead battery. Spark-proof connections and reverse polarity protection making safe and easy for anyone to use. Gas & diesel engines. Part# GB70**

**REELCRAFT**  
**AIR / WATER REEL**  
50', 3/8" hose, 300 PSI. Industrial-grade drive spring is protected in a polypropylene spool.



**Part # RT650OLP**



**ANCRA Webbing Winch**  
Spool width 4.63, Frame Ht. 6.19  
Frame Depth 3.50.

**PART # 43573-10**

**2"x27' ratchet strap w/ 2 flat hooks**  
**PART # 45982-10**



**w/ 2 wire hooks**  
**PART # 45982-42**





**ANCRA WINCH STRAP**  
4"x30' strap with flat hook

**PART # 43795-10-30**

**ANCRA Combination Winch Bar**  
Use for tightening ratchet straps as well as winches.

**PART # 42313-12**





**3M DUAL LOCK HEAVY DUTY BLACK FASTENERS**  
1" x 4.9 yards

**Part # 06484**

**CLASS 4 TRAILER SAFETY CHAIN**  
3/8 chain, 35" length, 15,000 lb., Clevis style slip hook with safety latch. Heavy duty zinc plated.

**Part #BSC3835**

**FEDERAL SIGNAL SURFACE MOUNT LED LIGHT. MICROPULSE ULTRA, DUAL LED'S. WHITE/AMBER. EACH COLOR CAN BE STEADY BURN OR FLASH.**

**Part # MPS620U-WA**

**FEDERAL SIGNAL CAMERA SYSTEM**  
5.6" MONITOR W 2 CAMERA INPUT.  
1 STANDARD REAR-VIEW CAMERA AND  
1 65.5' EXTENSION CABLE.

**Part # CAMSET56-NTSC-2**




**SHOVEL HOLDER**  
Heavy Duty spring mechanism secures shovel or other round handled tool.  
Ideal for dump body applications  
Stainless Steel

**PART # SH675SS**

**TEKONSHA BRAKEMAN®**  
**Compact Brake Control, for 1 to 2 Axle Trailers, Timed Actuated**

**Part # 83501**



DUE TO TARIFF PRICES SUBJECT TO CHANGE

If you wish to discontinue future faxed advertisements from Wholesale Direct Inc., Send your opt-out request to us by e mail to [mike@wholesaledirectinc.com](mailto:mike@wholesaledirectinc.com), by fax at 773-585-7279, or by phone 773-585-7200. Please specify the telephone number or fax machine number covered by your request. You can submit your request 24/7 and we will lawfully comply with in 30 days.



# WHOLESALE DIRECT INC.

PHONE: 773-585-7200  
5620 WEST 65TH STREET  
CHICAGO, IL 60638

WEBSITE : [www.wholesaledirectinc.com](http://www.wholesaledirectinc.com)



## MOUNTED TIRE & WHEEL ASSEMBLIES

480X8-C	4 OR 5 HOLE
480X12-C	4 OR 5 HOLE
530X12-C	4 OR 5 HOLE
ST175/80D13-C	5 HOLE
ST205/75D14-C	5 HOLE
ST205/75R15-C	5 HOLE
ST225/75R15-D	6 HOLE



**MAXXIMA LED Stop, Tail, Turn**  
4" Round recess mount.

**M42346R**

**MAXXIMA LED Stop, Tail, Turn**  
Standard oval recess mount.

**M63346R**



**MAXXIMA LED 2" LED**  
Marker light

**Part #**  
**M09100Y AMBER**  
**M09100R RED**

**MAXXIMA LED 2-1/2" LED**  
Marker light

**Part #**  
**M11300Y AMBER**  
**M11300R RED**



**RIGID DUALY LED LIGHTS**  
With switch and harness  
Single Flood 20111 (each)  
Single Spot 20121 (each)  
Pair Flood 20211 (pair)

**OIL DRI PADS**  
Universal pads 16"x20"

**Part # L90902 (100 pads)**



**DEKA 14 Gauge Stranded Primary Wire**  
Colors / Red, White, Black, Green, Yellow, Brown,  
Blue, Orange, Grey, Purple, Dark Blue, Dark  
Green, Tan, Pink 100' Rolls

**Part # 114-(color)**

**KUSSMAUL AUTO-EJECT**  
Automatically disconnects power line.  
Designed for emergency vehicles.  
120 volt A.C. shore line  
(Must specify cover color)

**ORDER # 091-20WP-120**



**STREAMLIGHT LED HL (Hi lumen)**  
Flashlight. 8.85" long, 12.8oz. Switch in head.  
With piggy back charger & 2 batteries.  
**2 levels of output: hi/strobe.**  
Both AC & DC charger included.

**PART # 75434**

**D-RING**  
3/4" DIA 3"x3"  
9,120# WORKING LOAD LIMIT  
Other sizes available.

**PART # B46**



DUE TO TARIFF PRICES SUBJECT TO CHANGE