



# WHOLESALE DIRECT INC.

PHONE: 773-585-7200  
5620 WEST 65TH STREET  
CHICAGO, IL 60638  
WEBSITE : [www.wholealedirectinc.com](http://www.wholealedirectinc.com)



SPRING/SUMMER

**TEXT YOUR ORDERS IN TO 708-493-2000**

**SE HABLA ESPANOL**



### DEXTER TORFLEX AXLE



### DEXTER SPRUNG AXLE



**PRE-GREASED  
DEXTER HUB/DRUM**  
8 Stud 6.5" BCD, 1/2" studs.  
Fits 12 X 2 "  
Electric or Hydraulic brakes.  
**COMPLETE.**  
Part # 8-219-1G



**PRE-GREASED  
DEXTER HUB/DRUM**  
5 on 4.50" bolt circle.  
Fits 10 X 2 1/4 "  
Electric or Hydraulic brakes.  
**COMPLETE**  
Part # 8-247-1G



**DEXTER**  
Electric Brake Assembly  
12 X 2 - 5 hole mount  
5,200 lb. -6,000 lb. capacity axles  
PART # 23-105 (L) 23-106 (R)



**DEXTER**  
Electric Brake Assembly  
10 X 2 1/4 - 4 hole mount  
3,500 lb. capacity axles  
PART # 23-26 (Left) 23-27(Right)




**TEKONSHA PRODIGY  
P2 PROPORTIONAL  
ELECTRONIC BRAKE CONTROL**  
Part # 90885

**Hammer Blow**  
7,000 lb, Top wind Drop-leg Weld-on Jack.  
Drop-leg provides additional 13.5" adjustability.  
Part # 190704



**Pintle Hook Mount 2",  
10,000 lb. Capacity, solid shank,  
high & low positioning, and  
welded support bracket.**  
Part # PM87

**HAMMER BLOW**  
12,000 lb Side wind Drop-leg Weld-on Jack  
(015181 Handle sold separately)  
Part # 182400



**2-1/2" Pintle Hook Mount**  
20,000 lb., 4 pairs holes,  
11.25" length.  
Part # PM25812

**Hammer Blow**  
5000 lb. A-frame mount.  
Extends from 12.75" to 22.75".  
Part # 175000



**Forged Alloy Steel  
Combination Hitch w/ 2" ball. 16,000 lb. Max.  
gross trailer weight, 3,000 lb. Max. vertical load.**  
Part # BH8-2000

**HOPKINS ENGAGER  
TRAILER BREAKAWAY SYSTEM**  
Built in meter shows charging status.  
Part # 20100



# WHOLESALE DIRECT INC.



PHONE: 773-585-7200  
5620 WEST 65TH STREET  
CHICAGO, IL 60638

WEBSITE : [www.wholealedirectinc.com](http://www.wholealedirectinc.com)



**FEDERAL SIGNAL LIGHT BAR**  
**53 INCH LONG**  
Part # LPX53H



**TRAILER CABLE**

100' spools  
PT# C558 14 ga. 4 conductor  
PT# C559 14 ga. 6 conductor  
PT# C560 14 ga. 7 conductor



**FEDERAL SIGNAL**  
**BEACON**

**LED SHORT DOME**  
**PERMANENT-PIPE MOUNT.**  
**DIE-CAST**  
(also available in tall dome)




**RUBBER STRETCH STRAPS**

9" Part No. 9C  
15" Part No. 15C  
21" Part No. 21C  
31" Part No. 31C  
41" Part No. 41C  
Per box/50



Box of 50



14 Gauge Stranded Primary Wire  
Colors / Red, White, Black, Green, Yellow, Brown,  
Blue, Orange, Grey, Purple, Dark Blue, Dark  
Green, Tan, Pink 100' Rolls

Part # 114-(color)

**KUSSMAUL AUTO-EJECT**

Automatically disconnects power line.  
Designed for emergency vehicles.  
120 volt A.C. shore line  
(Must specify cover color)  
**ORDER # 091-20WP-120**



**WINTER BLADES**

16", 18", 20", 22", 24"

All Blades Must be Ordered in multiples of 10



**SUMMER BLADES**

16", 18", 20", 22", 24"



**FEDERAL SIGNAL**  
**HIGH LIGHTER**

**PERMANENT MOUNT**

**CLEAR DOMES**

**HL15PC-SAW**

**HL15PC-SAG**





# WHOLESALE DIRECT INC.

PHONE: 773-585-7200  
5620 WEST 65TH STREET  
CHICAGO, IL 60638  
WEBSITE : www.wholealedirectinc.com



## PROJECTA



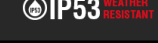
**IS2000**

12V 24V UP TO  
8.0L | 7.0L  
GAS | DIESEL



**IS5000**

12V 24V UP TO  
ALL | ALL  
GAS | DIESEL



SIZE	PART #	WLL
1/4" x 150'	TR14P-I	3150
5/16" x 100'	TR516P-I	4700
3/8" x 75'	TR38P-I	6600

Also available in half drums and full



### REELCRAFT

#### AIR / WATER REEL

50', 3/8" hose, 300 PSI. Industrial-grade drive spring is protected in a polypropylene spool.

Part # RT650LP



**ANCRA Webbing Winch**  
Spool width 4.63, Frame Ht. 6.19  
Frame Depth 3.50.

Part # 43573-10

2"x27' ratchet strap w/ 2 flat hooks  
PART # 45982-10



w/ 2 wire hooks  
PART # 45982-42



**ANCRA WINCH STRAP**  
4"x30' strap with flat hook

Part # 43795-10-30



**ANCRA Combination Winch Bar**  
Use for tightening ratchet straps as well as winches.

Part # 42313-12



**3M DUAL LOCK HEAVY DUTY  
BLACK FASTENERS**  
1" x 4.9 yards

Part # 06484

### CLASS 4 TRAILER SAFETY CHAIN

3/8 chain, 35" length, 15,000 lb., Clevis style slip hook with safety latch. Heavy duty zinc plated.

Part #BSC3835



**FEDERAL SIGNAL SURFACE MOUNT  
LED LIGHT.** MICROPULSE ULTRA, DUAL  
LED'S. WHITE/AMBER. EACH COLOR CAN BE  
STEADY BURN OR FLASH.

Part # MPS62U-AW

**FEDERAL SIGNAL CAMERA SYSTEM**  
5.6" MONITOR W 2 CAMERA INPUT.  
1 STANDARD REAR-VIEW CAMERA AND  
1 65.5" EXTENSION CABLE.

Part # CAMSET70-NTSC4B



**SHOVEL HOLDER**  
Heavy Duty spring mechanism secures shovel  
or other round handled tool.  
Ideal for dump body applications  
Stainless Steel

Part # SH675SS

**TEKONSHA BRAKEMAN®**  
Compact Brake Control, for 1 to 2  
Axle Trailers, Timed Actuated

Part # 8507120





# WHOLESALE DIRECT INC.

PHONE: 773-585-7200  
 5620 WEST 65TH STREET  
 CHICAGO, IL 60638

WEBSITE : [www.wholesaledirectinc.com](http://www.wholesaledirectinc.com)



## MOUNTED TIRE & WHEEL ASSEMBLIES

480X8-C	4 OR 5 HOLE
480X12-C	4 OR 5 HOLE
530X12-C	4 OR 5 HOLE
ST175/80D13-C	5 HOLE
ST205/75D14-C	5 HOLE
ST205/75R15-C	5 HOLE
ST225/75R15-D	6 HOLE
ST235/80R16E-8	8 HOLE



**MAXXIMA LED Stop, Tail, Turn  
4" Round recess mount.**

**M42346R**

**MAXXIMA LED Stop, Tail, Turn  
Standard oval recess mount.**

**M63346R**



**MAXXIMA LED 2" LED  
Marker light  
Part #  
M09100Y AMBER  
M09100R RED**

**MAXXIMA LED 2-1/2" LED  
Marker light  
Part #  
M11300Y AMBER  
M11300R RED**



**RIGID Dually LED LIGHTS  
With switch and harness**



**Pair Flood 202113 (pair)  
Pair Spot 202213 (pair)**

**OIL DRI PADS  
Universal pads 16"x20"**

**Part # L90902 (100 pads)**



**POLLAK  
DIE-CAST 4 WAY CONNECTORS**



**11-400 COMPLETE SET  
11-403 PLUG W/GAURD  
11-404 SOCKET**

**POLLAK  
DIE-CAST 6 WAY  
CONNECTORS**

**11-609 SOCKET  
11-605 PLUG W/ GUARD  
11-604 PLUG**



**POLLAK  
DIE-CAST 7 WAY CONNECTORS**

**11-700 PLUG  
11-702 PLUG W/ GUARD  
11-720 SOCKET**

**POLLAK  
7 WAY RV CONNECTORS  
(FLAT BLADE)  
12-705 COMPLETE SET  
12-706 PLUG (TRAILER END)  
12-707 SOCKET (CAR END)**

